



**2022 CATALOG
MADE IN GERMANY**

Valid starting January 2022







HIGH- PERFORMANCE PRODUCTS

Made in Germany





LEADING SINCE 1835

In the countryside of Leer in Lower Saxony, where the Remarc company has its roots, you always had to be a bit cleverer to be able to keep up with “the big guys”. So we have always added that extra something to all our designs, in terms of ideas, materials, manufacturing quality – and of course passion.

Innovation meets perfection

Since 1835, our company has stood for constant innovative strength and the highest quality – Made in Germany. We develop powerful products from real experience for real applications. We want to meet your expectations of a perfect product.

Made for eternity

We manufacture products that set standards in terms of performance, durability and reliability. Our cleaning equipment, shredders, scarifiers and front mowers are designed for heavy use, and make your work easier with all of their clever features.

Cramer becomes Remarc

Why did we decide to change the name? Because we want to establish a new name for top quality on the market. All Remarc products are characterized by their outstanding utility, value, high durability, absolute robustness and “Made in Germany” quality.

Powder-coated finishes – tough and durable

All of our pieces have a particularly resistant, double powder coating and maximum corrosion protection with a titanium/circon primer. The result is perfect, long-lasting surface protection for products that are used every day under the toughest conditions.

Modern drive technology – environmentally friendly and efficient

Regardless of whether it is wired, battery-powered or gasoline-powered, we only use the latest drive technology with optimal motorization for our equipment. Our products are particularly quiet, environmentally friendly and efficient.




Find out more about Remarc and our innovative products that make work easier for professionals and demanding hobby gardeners. Visit us online at www.remarc.eu



Sweeper KM 80 G

OVER 185 YEARS OF KNOW-HOW AND PASSION



Strong innovation through 3 centuries

When a technically oriented company holds its own since 1835 and grows dynamically from the 19th to the 21st century, there is a lot behind that: the ability to change and the power to innovate. Our garden equipment manufacturing company based in Leer is a privately owned, 6th generation owner-operated business. The formula for our long-term success is always being at the top in terms of technology and quality.

1920

Technology and quality leadership with tradition

What began in the 19th century in Würde as a blacksmith's shop, in 1920 became a development and production company in Leer with large-scale production for stone grist mills.



1946

Innovative ideas realized with solid workmanship

From 1946, the production of agricultural machinery such as hay blowers, cultivators and potato planters gained in importance. Our first self-developed, fully automatic potato planter became a worldwide sales success.



1835 - 2022



Andreas Bruns



1975

Gardening technology at a professional level

At the end of the 1970s, today's successful business area grew from the development of shredder technology for garden and landscape maintenance: garden equipment for discerning users. Our shredders, scarifiers, universal vacuums, sweepers and lawn tractors with the top-of-the-line Tourno King Size model have been impressing ambitious hobby gardeners as well as professionals and landscapers with robust, long-lasting functional reliability and short maintenance intervals.

TODAY

Quality assurance Made in Germany

The innovative development team at Remarc uses the latest 3D CAD systems to design the top quality "Made in Germany" products retailers and users want. After development, they are manufactured directly in Leer. A fully automatic laser cutting system and powder coating guarantee optimal edge and corrosion protection. Environmentally friendly technology and state-of-the-art facilities have always belonged together at Remarc since its first windmill bearings more than 175 years ago.

REMARC MACHINE FACTORY

Made in Northern Germany

Since 1835 we have been producing high-quality garden equipment in our machine factory in Leer, in beautiful East Frisia. Working with suppliers from the region is really important to us. It is how we achieve such high quality and ensure short transport routes.



Innovative manufacturing

Our designers are involved in our machines from the idea to series production. In between there are many hours of testing and measurements. Modern machines enable scale-free laser cutting without burrs. In conjunction with the powder coating made of epoxy resin and polyester, the result is a robust coating that can also be used in winter.

Processing with millimeter precision

Two welding robots produce consistent quality, which is particularly important for the precise manufacturing of the turbines and shredding discs. Many of the rotating parts are also balanced in-house. Our customers appreciate the durable and robust machines from Leer. And suitable spare parts are often available for these machines even after many years of use so you can rely on them for a long time. Spare parts lists and user manuals are available for download from our website at www.remarc.eu.





**QUALITY
MADE IN
GERMANY**

NOISE AND VIBRATION VALUES

Gardening equipment has to comply with certain noise and vibration values. Our machines meet or exceed these values and are checked regularly. Information on this can be found in the operating instructions or on our website at www.remarc.eu.



REMARC TIP





Shredder Compost Master 2.4

CONTENTS



1

Front mowers & accessories

Page 12-19



2

Universal vacuums & leaf vacuums

Page 20-27



3

Compact mulchers

Page 28-29



4

Sweepers

Page 30-43



5

Shredders

Page 44-53



6

Scarifiers

Page 54-57



**INNOVATIVE
ALL-ROUNDER
FOR EVERY SURFACE**



● Tourno King Size 4WD front mower

REMARC FRONT MOWERS & ACCESSORIES

Much more than just mowing the lawn

The Remarc TOURNO range, both the GT and the King Size models, impress with their outstanding versatility. This is made possible by an extremely clever modular concept, consisting of a ride-on vehicle, driven by a powerful, professional-quality motor, and various attachments that are easy to mount. The TOURNO models can be transformed from a front mower to a road sweeper, a snow clearer, a scarifier, a transporter and much more in no time at all. In other words: TOURNOs are real all-rounders.



Image: Tournio King Size Servo

THE REMARC SOLUTION for difficult terrain

Protect Belt

Mowing on uneven terrain is not only difficult, but also carries the risk of the mower's V-belt coming loose. That is why Remarc developed the Protect Belt System for TOURNO front mowers. It ensures that the mower deck adapts to the shape of the terrain by up to 18 cm during work and that the V-belt always remains optimally tensioned.



The V-belt pulleys always have to be aligned with one another so the V-belt does not come off.



As soon as the mower deck adapts to the terrain, alignment of the V-belt pulleys is no longer guaranteed and the V-belt would normally jump off.



But in these products, ball-bearing guide rollers ensure that the V-belt is aligned even on uneven terrain.



TOURNO GT: POWERFUL AND COMFORTABLE MOWING

With the TOURNO GT you can quickly tackle any type of lawn – no matter how big it is. It is equipped with a Briggs & Stratton motor and has many well thought-out comfort features that help you master any task effortlessly and without tiring. That makes gardening really fun!



TOURNO GT 2WD

Item number: 1428080

- + Thanks to Protect Belt, the cutting deck adjusts itself to the terrain during work by up to 18 cm.
- + 1-cylinder 4-stroke motor from the Ex series combines powerful smooth running with low consumption.

Ergonomic seat with anti-vibration suspension and high backrest | 2WD front-wheel drive | V-belt protection system | Service position for cleaning, blade change and maintenance | 8.5 l fuel tank for extended work



TECHNICAL SPECIFICATIONS

Motor	Briggs & Stratton 3130 Ex 1-cylinder 9.6 kW / 13 HP / 3,600 rpm.		
Dimensions without cutting deck (L/W/H)	185/87/110 cm		
Dimensions with cutting deck (L/W/H)	217/96/110 cm		
Ignition	Electric ignition		
Power transmission	Hydrostatic front-wheel drive		
Weight	200 kg		
9.6 kW	8.5 l	6 km/h	
Power	Tank volume	Speed	



TOURNO GT 4WD

Item number: 1428081

- + The 4WD all-wheel drive developed by us ensures more grip even on difficult terrain and slippery surfaces.
- + Thanks to Protect Belt, the cutting deck adjusts itself to the terrain during work by up to 18 cm.
- + 1-cylinder 4-stroke motor from the Ex series combines powerful smooth running with low consumption.

Ergonomic seat with anti-vibration suspension and high backrest | 4WD all-wheel drive | V-belt protection system | Service position for cleaning, blade change and maintenance | 8.5 l fuel tank for extended work



TECHNICAL SPECIFICATIONS

Motor	Briggs & Stratton 3130 Ex 1-cylinder 9.6 kW / 13 HP / 3,600 rpm.		
Dimensions without cutting deck (L/W/H)	185/87/110 cm		
Dimensions with cutting deck (L/W/H)	217/96/110 cm		
Ignition	Electric ignition		
Power transmission	Hydrostatic four-wheel drive		
Weight	212 kg		
9.6 kW	8.5 l	6 km/h	
Power	Tank volume	Speed	

Perfect your lawn mowing with original accessories from Remarc

TOURNO GT ACCESSORIES: MAKE THE MOWER A MULTI-TALENT

The TOURNO GT is a real workhorse around the house and yard. Optionally, it can be equipped with a 90 mm mulching deck, a sweeping attachment or a snow plow. With the GT Trailer, it can be transformed into a small transporter.

90 GT CUTTING DECK

Item number: 1428086

- + Responsive mowing drive via V-belt.
- + Terrain adjustment: The cutting deck can handle bumps and uneven surfaces.



TECHNICAL SPECIFICATIONS

Working width	90 cm
Weight	30 kg
Cutting height	30 to 65mm
Mulch kit	screwed

SWEeper GT

Item number: 1428083

- + For quickly removing leaves, dirt and snow from sidewalks and large areas.
- + Brush (pivoting range): adjustable (left, middle, right)



TECHNICAL SPECIFICATIONS

Working width	100 cm
Sweeping brush Ø	300 mm
Polypropylene brush	12 x 1
Central side adjustment	Yes
Working speeds	2 (for dirt or snow)
Weight	48 kg

WASTE CONTAINER GT

Item number: 1428072

- + Sweeper accessories



TECHNICAL SPECIFICATIONS

Width	103 cm
Weight	13 kg

SNOW BLADE GT

Item number: 1428079

- + Thanks to the folding mechanism, the plow automatically deflects when it encounters an obstacle.
- + The snow plow can be conveniently pivoted from the driver's seat.



TECHNICAL SPECIFICATIONS

Working width	100 cm
Folding mechanism	Yes
Dimensions (L/W/H)	32/100/38 cm (without handle)
Weight	32 kg

GT TRAILER

Item number: 1428076

- + Turns the TOURNO GT into a small transporter: foldable loading area made of high-quality aluminum quintet sheet metal.



TECHNICAL SPECIFICATIONS

Payload	150 kg
Dimensions (L/W/H)	126/79/63 cm
Weight	35 kg

TOURNO KING SIZE: UNIQUELY POWERFUL AND VERSATILE

TOURNO King Size are Remarc's top garden tractors. They are total all-rounders and can do just about anything: mow, mulch, scarify, sweep, clear snow, transport loads and water the lawn. They have an even more powerful motor than the TOURNO GT models so they get the job done even faster and more efficiently. You have the choice between the TOURNO King Size 2WD with front-wheel drive and King Size 4WD with all-wheel drive, as well as the King Size 4WD Servo.

TOURNO KING SIZE SERVO



TOURNO KING SIZE 4WD SERVO

Item number: 1428087

- + The 4WD all-wheel drive we developed provides more grip even on difficult terrain and slippery surfaces.
- + Thanks to Protect Belt, the cutting deck adjusts itself to the terrain during work by up to 18 cm.
- + Hydrostatic four-wheel drive with power steering
- + Electrical device lifting

Air suspension seat with built-in compressor and high back | 4WD all-wheel drive | V-belt protection system | Lever to switch from mulching to rear discharge while driving | Electrical height adjustment of the cutting deck | 8.5 liter fuel tank for extended work | LED headlights

POWERED by
HONDA

TECHNICAL SPECIFICATIONS

Motor	HONDA GXV 630 / 2-cylinder / 15.5 kW / 20.8 HP / 3,300 rpm.		
Dimensions (L/W/H) without cutting deck	204.5/85/122 cm		
Dimensions (L/W/H) with cutting deck	244/126/124 cm		
Ignition	Electric ignition		
Power transmission	Hydrostatic four-wheel drive with power steering and Hydro Gear HD axles		
Weight	305 kg		
15.5 kW	8.5 l	8.5 km/h	
Power	Tank volume	Speed	

DS CUTTING DECK 115

Item number: 1428088

- + Electric cutting height adjustment conveniently from the driver's seat.

Working width: 115 cm | mulch kit can be operated with a hand lever | Weight: 78 kg



DS CUTTING DECK 135

Item number: 1428089

- + Electric cutting height adjustment conveniently from the driver's seat.

Working width: 135 cm | mulch kit can be operated with a hand lever | Weight: 85 kg



TOURNO KING SIZE 2WD

Item number: 1428068

- + Thanks to Protect Belt, the cutting deck adjusts itself to the terrain during work by up to 18 cm.
- + 2-cylinder motor with low-noise exhaust system.

Ergonomic seat with anti-vibration suspension and high backrest | 2WD front-wheel drive | V-belt protection system | Lever to switch from mulching to rear discharge while driving | Electrical height adjustment of the cutting deck | 8.5 liter fuel tank for extended work | LED headlights

POWERED by
HONDA



TECHNICAL SPECIFICATIONS

Motor	HONDA GXV 630 / 2-cylinder / 15.5 kW / 20.8 HP / 3,600 rpm.	
Dimensions (L/W/H) without cutting deck	204.5/85/116 cm	
Dimensions (L/W/H) with cutting deck	244/126/116 cm	
Ignition	Electric ignition	
Power transmission	Hydrostatic front-wheel drive and Hydro Gear HD axles	
Weight	268 kg	
15.5 kW	8.5 l	8.5 km/h
Power	Tank volume	Speed

TOURNO KING SIZE 4WD

Item number: 1428069

- + The 4WD all-wheel drive developed by us ensures more grip even on difficult terrain and on slippery surfaces.
- + Thanks to Protect Belt, the cutting deck adjusts itself to the terrain during work by up to 18 cm.
- + 2-cylinder motor with low-noise exhaust system.

Ergonomic seat with anti-vibration suspension and high backrest | 4WD all-wheel drive | V-belt protection system | Lever to switch from mulching to rear discharge while driving | Electrical height adjustment of the cutting deck | 8.5 liter fuel tank for extended work | LED headlights

POWERED by
HONDA



TECHNICAL SPECIFICATIONS

Motor	HONDA GXV 630 / 2-cylinder / 15.5 kW / 20.8 HP / 3,600 rpm.	
Dimensions (L/W/H) without cutting deck	204.5/85/116 cm	
Dimensions (L/W/H) with cutting deck	244/126/116 cm	
Ignition	Electric ignition	
Power transmission	Hydrostatic four-wheel drive and Hydro Gear HD axles	
Weight	273 kg	
15.5 kW	8.5 l	8.5 km/h
Power	Tank volume	Speed

TANDEM TRAILER

Item number: 1428084

Trailer with tandem chassis for excellent directional stability. The loading area is large enough to accommodate an 80 x 120 cm Euro pallet.



TECHNICAL SPECIFICATIONS

Carrying capacity	300 kg
Dimensions (L/W/H)	173/93/80 cm
Loading area (L/B)	82/125 cm
Weight	130 kg

ELECTRICAL TILTING DEVICE

Item number: 9958579

Optional electric tilting device for tandem trailers. Retrofitting on existing tandem trailers is possible.

QUATTRO TRAILER

Item number: 1428096

Very compact and maneuverable trailer. Thanks to the four large wheels placed next to each other, even rough terrain can be mastered with ease.



TECHNICAL SPECIFICATIONS

Carrying capacity	200 kg
Dimensions (L/W/H)	149/92/73 cm
Loading area (L/B)	82/95 cm
Weight	80 kg

TOURNO KING SIZE ACCESSORIES: MAKE THE LAWN TRACTOR AN ALL-ROUNDER

The Remarc range of accessories means that the TOURNO riding mowers can be used all year round. In the spring, for example, the scarifier can be used to aerate the lawn, in the summer the Aqua Trailer waters dry areas, in the fall the sweeper attachment cleans the sidewalks, and in the winter the snow plow ensures a clear path. That is real versatility! The driver controls whether the grass should be mulched as usual or ejected directly at any time, even while driving, using a simple hand lever. Just flip the lever and it is done.

SWEeper

Item number: 1428085

- + For quickly removing leaves, dirt and snow from sidewalks and large areas.
- + Brush (pivoting range): adjustable (left, middle, right)



TECHNICAL SPECIFICATIONS

Working width	100 cm
Sweeping brush Ø	300 mm
Polypropylene brush	12 x 1
Central side adjustment	Yes
Working speeds	2 (for dirt or snow)
Weight	45 kg

KING SIZE WASTE CONTAINER

Item number: 1428071

Sweeper attachment, 103 cm width, 13 kg

SNOW PLOW

Item number: 1428095

- + Wide contact surface for quick snow clearing.
- + With handle for easy operation directly from the seat.
- + Blade (pivoting range): adjustable (left, middle, right)



TECHNICAL SPECIFICATIONS

Working width	120 cm
Folding mechanism	Yes
Casters	Yes
Rubber strip	Yes
Weight	44 kg

WINTER TRAILER

Item number: 1428042

- + The combination of snow plow and granulate spreader makes every winter job easy and thorough.



TECHNICAL SPECIFICATIONS

Spread	100 cm
Capacity (salt)	35 kg
Range (salt)	4 km (depending on setting) for salt or granules

SCARIFIER CARA 60 T

Item number: 1429414

- + Ideal for attaching to riding mowers
- + With asymmetrical drawbar for borderless scarifying.

See page 57 for more information.



TECHNICAL SPECIFICATIONS

Motor	HONDA GP 160
Dimensions (L/W/H)	132/82/97 cm
Weight	65 kg

3.6 kW	53 cm	42
Power	Working width	Hammer blades

LEAF BOX

Item number: 1429469

- + Indispensable for autumn use.
- + Extremely large capacity, ideal for quickly removing leaves and waste in connection with the universal vacuum LS 4000 VLG.



TECHNICAL SPECIFICATIONS

Attachment suitable for our tandem trailer	Yes
Capacity	1,240 l
Ideal addition to the loading fan	Yes

Loading fan (VLG) is not included in the price.

AQUA TRAILER

Item number: 1428078

- + Mobile irrigation system with 300 liter water tank and powerful Honda water pump. Goes practically everywhere where there is no water connection.



TECHNICAL SPECIFICATIONS

Tank volume	300 l
Water pump	HONDA WX 10 K1
Pump performance	0.72 kW (0.98 hp) at 7,000 rpm.
Conveying capacity	140 l/min, max. Pressure: 3.6 bar
Dimensions (L/W/H)	180/90/120 cm
Weight	105 kg

KING SIZE LEAF BLOWER

Item number: 1428097

- + Highest turbine performance – so even stubborn dirt is removed quickly.
- + Can be attached to the front of the TOURNO King Size in just a few simple steps.



TECHNICAL SPECIFICATIONS

Dimensions (L/W/H)	75/111/48 cm
Weight	50 kg
Leaf vacuum	Adjustable (left, front, right) in 21 positions (180°)
217 km/h	180°
Air velocity	Rotatable



Experience the Tournó King Size riding mower with leaf blower in action. Just scan the QR code!

AP 90 HIGH GRASS MULCHER

Item number: 1428058

- + Ideal for mulching tall grass in meadows.



TECHNICAL SPECIFICATIONS

Working width	90 cm
Dimensions (L/W/H)	88/108/56 cm
Y blade	56 pieces
Weight	71.8kg
Cutting height adjustment	Adjustable in 3 positions without tools

WEED BRUSH

Item number: 1428082

- + Ideal for cleaning paved surfaces.



TECHNICAL SPECIFICATIONS

Working width	84 cm
Dimensions (L/W/H)	125/98/37 cm
Weight	73 kg
Brush	2 brush plates, each with 10 plastic-coated wire braids

For more information on removing weeds, see page 40/41.

UNIVERSAL SNOW PLOW

Item number: 1609001

- + For riding mowers of various brands
- + The mounting frame is not included in the price. Possible adaptations and prices on request.
- + Thanks to the folding mechanism, the plow automatically deflects when it encounters an obstacle.
- + The snow plow can be conveniently lifted and pivoted from the driver's seat using a lever.



TECHNICAL SPECIFICATIONS

Working width	120 cm
Folding mechanism	Yes
Dimensions (L/W/H)	43/120/43 cm (without handle)
Weight	34 kg

The mounting frame is not included in the price. Possible adaptations and prices on request.



**EFFICIENT
COLLECTION**
LIKE NEVER BEFORE!



Universal Vacuum LS 5000 G

REMARC UNIVERSAL VACUUM

Low noise, lots of power

The Remarc universal vacuum offers maximum suction and a very low noise level. With eight models and a comprehensive range of accessories, they are available for every purpose, for collecting leaves and waste from cigarette butts to beer cans, for private or professional use. There is guaranteed to be no waste left behind.

XP SERIES:



REMARC ADVANTAGES



+ COLLECTION BAG

Just open the zipper to increase airflow and suction power.



+ ALL-TERRAIN

Thanks to wide profiles on the drive wheels.



+ DIFFERENTIAL COMPENSATION

The wheels have a one-way bearing differential and steel rims. So things always run smoothly when working with the leaf vacuum.



+ COLLECTION CONTAINER

Flip the lever and remove the collection container thanks to the patented XP emptying technology. When removed, the motor is switched off automatically.

LS 3500, LS 5000

THE ONE WITH THE HIGH-PERFORMANCE TURBINE

The universal vacuums LS 3500 and LS 5000 have a high-performance turbine, driven by a Honda easy-start motor from the GX series. They are equipped as standard with aerodynamically optimized 80 cm wide vacuum nozzles and a 240 l industrial filter collection bag.

LS 3500

Item number: 1429498

- + Two steering wheels that can be rotated axially and radially ensure great maneuverability.
- + Height-adjustable intake nozzle directly from the handle.

Needle bearing wheels | Parking brake | Easily accessible height adjustment | Multiple collection bag options; see accessories list for details

POWERED by
HONDA



TECHNICAL SPECIFICATIONS

Motor	HONDA GX 120 / 2.4 kW / 3.2 HP / 3,600 rpm.
Dimensions (L/W/H)	160/82/119 cm
Weight	68 kg
Parking brake	Yes
Collection bag	FS fine included

2.4 kw	80 cm	240 l
Power	Working width	Catch volume

LS 5000

Item number: 1429499

- + Travel drive with differential compensation for easy cornering pushing.

Ball bearing wheels | Parking brake | Easily accessible height adjustment | Multiple collection bag options; see accessories list for details

POWERED by
HONDA



TECHNICAL SPECIFICATIONS

Motor	HONDA GX 160 / 3.6 kW / 4.8 HP / 3,600 rpm.
Dimensions (L/W/H)	163/82/119 cm
Weight	84.6kg
Parking brake	Yes
Wheel drive	Yes
Collection bag	FS fine included

3.6 kw	80 cm	240 l
Power	Working width	Catch volume

LS 4000 VLG

INGENIOUS REAR LOADING FAN MAKES WORK EASIER

The LS 4000 VLG is a universal vacuum for attaching to flatbed vehicles, trailers or ideally to our leaf box (see page 18). The waste is transported directly onto the loading area or into the leaf box.

LS 4000 VLG

Item number: 1429478

- + With the adapter for the tail lift, the device can be attached directly to a flatbed vehicle.

Direct loading of flatbed vehicles | Needle bearing wheels | Fits perfectly with 1429469 (leaf box) and 1428084 (tandem trailer)

POWERED by
HONDA



TECHNICAL SPECIFICATIONS

Motor	HONDA GX 160 / 3.6 kW / 4.8 HP / 3,600 rpm.
Suspension	Robust, rubberized wear plate
Dimensions (L/W/H)	87/53/112 cm
Weight	77.6kg

3.6 kw	5 m
Power	Vacuum hose (incl.)

LS XP 5.0

EVEN EASIER EMPTYING - EVEN MORE EFFICIENT

Leaf vacuuming has never been so quick and easy as with the new LS XP 5.0 models. A Starbuck turbine and noise-reducing wear plates ensure high performance with low noise. Thanks to XP technology, emptying is now even quicker: When you remove the collection container, the motor is switched off automatically. This saves time and increases safety.



Flip the lever, remove the collection container – quick and easy thanks to the patented XP emptying technology. When removed, the motor is switched off automatically.

LS XP 5.0

Item number: 1429467

- + Wheel brake can be metered with brake lever.
- + The equipment leaves nothing to be desired: ST Wings Turbine, stable steering wheels, extra wide wheels, wear plates

Needle bearing wheels | Manual parking brake | Easily accessible height adjustment from the handle | Multiple collection bag options

POWERED by **HONDA**



TECHNICAL SPECIFICATIONS

Motor	HONDA GX 160 / 3.6 kW / 4.8 HP / 3,600 rpm.		
Dimensions (L/W/H)	186/82/110 cm		
Weight	100.6kg		
Parking brake	Yes		
Wheel drive	No		
Collection bag	XP fine included		
3.6 kw	80 cm	180 l	
Power	Working width	Catch volume	

LS XP 5.0 G

Item number: 1429479

- + Wheel drive for easy maneuvering.
- + The equipment leaves nothing to be desired: ST Wings Turbine, stable steering wheels, wide drive wheels, wear plates

Ball bearing wheels | Manual parking brake | Easily accessible height adjustment from the handle | Multiple collection bag options

POWERED by **HONDA**



TECHNICAL SPECIFICATIONS

Motor	HONDA GX 160 / 3.6 kW / 4.8 HP / 3,600 rpm.		
Dimensions (L/W/H)	186/82/110 cm		
Weight	115.9 kg		
Parking brake	Yes		
Wheel drive	1-speed drive		
Collection bag	XP fine included		
3.6 kw	80 cm	180 l	
Power	Working width	Catch volume	

LS XP 5.0 H

Item number: 1429477

- + With the infinitely variable hydrostatic drive, the driving speed can be optimally adapted to the respective situation.
- + The equipment leaves nothing to be desired: ST Wings Turbine, stable steering wheels, wide drive wheels, wear plates

Ball bearing wheels | Manual parking brake | Easily accessible height adjustment from the handle | Multiple collection bag options

POWERED by **HONDA**



TECHNICAL SPECIFICATIONS

Motor	HONDA GX 160 / 3.6 kW / 4.8 HP / 3,600 rpm.		
Dimensions (L/W/H)	186/82/110 cm		
Weight	119 kg		
Parking brake	Yes		
Wheel drive	Hydrostatic drive		
Collection bag	XP fine included		
3.6 kw	80 cm	180 l	
Power	Working width	Catch volume	

LS 5000 ESW AKKU

QUIET AND POWERFUL

The LS 5000 ESW AKKU impresses with its powerful 36V PMDC motor and low noise. The working width of 80 cm allows large-area vacuuming, and thanks to the large 240 l collection bag, it needs to be emptied less often.

LS 5000 ESW AKKU

Item number: 1429434

- + Almost silent electric motor with hydrostatic transmission and infinitely variable speed control.
- + Works absolutely emission-free and can therefore also be used indoors.

Electric motor 3 kW/36V (corresponds to 4 HP) | Running time, depending on speed, up to 2 hours | Charger: Charging time approx. 2.5 hours | Battery: Optima, wound lead-acid battery | Battery level indicator | Infinitely variable speed control from 0 to 3,150 rpm | Hydrostatic transmission | Deep discharge protection | Ball bearing wheels | Parking brake | Easily accessible height adjustment | Side protection | Multiple collection bag options; see accessories list for details



TECHNICAL SPECIFICATIONS

Motor	36V PMDC, 3kW, 3,200rpm.
Dimensions (L/W/H)	194/81/119 cm
Weight	205 kg
Parking brake	Yes
Wheel drive	Yes
Collection bag	FS course included

3.0 kw	80 cm	240 l
Power	Working width	Catch volume

Version with lithium battery pack: Reduces the weight by approx. 60 kg, enables approx. 2,000 charging cycles. Item number 1429502

VACUUM HOSE SET 3M LENGTH

Item number: 1429417

- + Vacuum hose set (3m)
- + 7 kg



5M LENGTH

Item number: 1429483

- + Vacuum hose set (5m)
- + 11 kg

TRANSPORT FRAME FOR COLLECTION BAG XP 5.0

Item number: 1429476



MOBILE LEAF BLOWER: AS STRONG AS AN AUTUMN STORM

Remarc wheeled leaf blowers are the ideal devices for quickly removing leaves and debris from sidewalks and green spaces. Choose from two versions: one attaches to the TOURNO King Size (see King Size accessories), and the other is an individual, pushed device. Both offer a powerful turbine that develops such strong air speed that no leaf or dirt can resist.

LB 8000

Item number: 1429500

- + Particularly user-friendly - thanks to ergonomically arranged controls and easy handling.

Ventis turbine | Optimized turbine design ensures improved air circulation and higher efficiency | Turbine peripheral speed max. 217 km/h | Swivel wheel



TECHNICAL SPECIFICATIONS

Motor	HONDA GX 390 8.7 KW / 11.7 HP
Dimensions (L/W/H)	79(122)/58/65(118) cm
Weight	70.4 kg
Parking brake	Yes

8.7 kw	217 km/h
Power	Air velocity

POWERED by **HONDA**

LS EPS

SPECIAL VACUUM FOR PROFESSIONAL USE

The LS EPS special vacuum for easy and safe removal of oak processionary moth nests is brand new to the Remarc range. Thanks to the powerful vacuum, the pests can be removed without the use of chemicals and without a power connection. Nests high up in the treetops can also be easily reached with the extra-long vacuum hose set.



LS EPS

Item number: 1429496

- + Safe working at a distance from the nest.
- + Chemical-free removal of oak processionary moths.
- + No power connection required.

Special vacuum for removing nests of the oak processionary moth | Vacuum hose set: 8 m, of which 4 m rigid | Easily removable disposable filter bag used | Easy-to-clean turbine housing

TECHNICAL SPECIFICATIONS

Motor	HONDA GP 160, 2.9 kW / 3.9 hp, 3,600 rpm.
Dimensions (L/W/H)	128.7 x 92.3 x 120.5 cm without vacuum hose set
Weight	68 kg
Wheel drive	No

2.9 kw

Power

8 m

Vacuum hose set

REPLACEMENT FILTER BAGS (SET)

Item number: 1429497

Tear-resistant filter sacks of dust class H. These sacks should be disposed of professionally (PU 5 pieces).



UNIVERSAL VACUUM ACCESSORIES: IDEAL FOR MANY APPLICATIONS

The Remarc universal vacuum can be adapted even better for different tasks with our range of accessories.



WEAR PLATE FOR LS 3500 AND LS 5000

Item number: 1429424

- + Optional wear plate extends turbine and discharge chute life. It also reduces noise development.



SIDE BRUSH

Item number: 1429446 (Side Brush)
Item number: 1429475 (Side Brush XP)

- + Side brush: The side brush loosens dirt on curbs and guides it to the center of the vacuum mouth.
- + Broom sweeping width: 40 cm
- + Weight: 13 kg



DUST COVER


Item number: 1429428 (Dust Cover)
Item number: 1429455 (Dust Cover XP)

- + The additional protection directs dust and turbine noise downwards.

COLLECTION BAGS

- + In the Remarc range there are three different collection bag variants to choose from for different purposes.


(For prices see table on the right)



Collection bag fine – For vacuuming leaves and waste in a dry environment with the highest filter level



Collection bag coarse – For particularly powerful vacuuming of leaves and waste in a dry environment. The Dust Cover is recommended.



Wet bag – For vacuuming leaves and waste in damp weather. The large pores allow good air outlet.



Zipper – For quick emptying of the collection bag.



Toggle closure - This closure is insensitive to sandy material and is more durable in professional use.



Starburst turbine – The lower-noise turbine is installed as standard in the XP models.

UNIVERSAL VACUUM ACCESSORIES

PRODUCT/FEATURE	LS 3500	LS 5000	LS 5000 ESW	LS XP 5.0	LS XP 5.0 G	LS XP 5.0 H	LS 4000 VLG
Motor	HONDA GX 120	HONDA GX 160	**	Honda GX 160	Honda GX 160	Honda GX 160	HONDA GX 160
Power	2.6 kW	3.6 kW	3 kW	3.6 kW	3.6 kW	3.6 kW	3.6 kW
Working width	80 cm	80 cm	80 cm	80 cm	80 cm	80 cm	-
Collection bag	240 l	240 l	240 l	180 l	180 l	180 l	-
Front wheels	2 x 180/50 mm	2 x 180/45 mm	2 x 180/80 mm	2 x 180/80 mm	2 x 180/80 mm	2 x 180/80 mm	Ø 125 mm
Rear wheels	2 x 300/100 mm	2 x 300/100 mm	2 x 320/120 mm	Ø 330	Ø 330	Ø 330	Ø 180x50 mm
Dimensions (L/W/H)	160/82/119	163/82/119	194/81/119	186/82/110	186/82/110	186/82/110	87/53/112
Weight	68 kg	84.6kg	205 kg	100.6kg	115.9 kg	119 kg	77.6kg
Item no.	1429498	1429499	1429434	1429467	1429479	1429477	1429478
Price	Option	Option	Option	Option	Option	Option	Option
Needle/ball bearing support wheels and main wheels	Yes	Yes	Yes	Yes	Yes	Yes	-
Parking brake	Yes	Yes	Yes	Yes	Yes	Yes	-
Axial double-thrust bearing front wheels	Yes	Yes	Yes	Yes	Yes	Yes	-
Central height adjustment	Yes	Yes	Yes	Yes	Yes	Yes	-
Wheel drive	-	Yes	Yes	-	Yes	Yes	-
Synchronous drive with freewheel	-	Yes	Yes	Yes	Yes	Yes	-
Throttle lever on handlebar	-	Yes	-	Yes	Yes	Yes	-
Stepless drive	-	-	Yes	-	-	Yes	-
Starbuck turbine	-	-	Yes	Yes	Yes	Yes	Yes
Reinforced handlebar	-	-	Yes	Yes	Yes	Yes	-
Wide steering wheels	-	-	Yes	-	-	-	-
Wide drive wheels	-	-	Yes	Yes	Yes	Yes	-
ACCESSORIES	LS 3500	LS 5000	LS 5000 ESW	LS XP 5.0	LS XP 5.0 G	LS XP 5.0 H	LS 4000 VLG
Wear plates Item no. 1429424	Option	Option	● Standard	● Standard	● Standard	● Standard	● Standard
Dust cover protection against dust and noise Item no. 1429428	Option	Option	● Standard				
Dust cover XP Item no. 1429455				Option	Option	Option	
Transport frame for collection bag 5.0 Item no. 1429476				Option	Option	Option	
Collection bag, fine, zipper Item no. 1429437	● Standard	● Standard	Option				
Collection bag coarse toggle closure Item no. 1429431	Option	Option	● Standard				
Collection bag, coarse, zipper Item no. 1429429	Option	Option	Option				
Collection bag XP Item no. 1429454				● Standard	● Standard	● Standard	
Wet goods bag with zipper Item no. 1429418	Option	Option	Option				
Wet goods bag toggle closure Item no. 1429426	Option	Option	Option				
Wet goods bag XP Item no. 1429450				Option	Option	Option	
Frame for collection bag XP Item no. 1429456				Option	Option	Option	
Vacuum hose set (3 m) Item no. 1429417	Option	Option	Option	Option	Option	Option	Option
Vacuum hose set (5 m) Item no. 1429483	Option	Option	Option	Option	Option	Option	● Standard
Side brush Item no. 1429446		Option					
Side brush XP Item no. 1429475				Option	Option	Option	



**SAFE MOWING
ON PATHS
AND ROADS**



Compact Mulcher AP 47

COMPACT MULCHER AP 47

FOR MAINTAINING PARKING LOTS, TRAFFIC ISLANDS AND LAWNS WITHOUT THE RISK OF ROCKS.

The oscillating built-in blades center themselves using centrifugal force and yield when there is resistance. The cutting height is continuously adjustable. The wheels are made of sheet steel, have solid rubber tires and have double ball bearings. Actuating the blade clutch requires very little effort due to special leverage. A disc brake is installed for safety, which immediately brings the blade to a standstill if necessary. The mode of operation and all-round splash guard prevent stone chips.



COMPACT MULCHER AP 47

Item number: 1429260

- + For caring for parking lots, traffic islands and grassy areas.
- + Grasses are mown very close to the ground.
- + Blade shaft with Y lade

Fatigue-free, back-friendly work is guaranteed | The device can be easily loaded with the help of two handles.

TECHNICAL SPECIFICATIONS

Motor	Kohler 3000 6.5 / 4.8 kW / 6.5 HP / 3600 rpm.
Dimensions	66(125)/69/58(108) cm
Weight	56.2 kg
Working width	43 cm

4.8 kw

Power

43 cm

Working width

56.2 kg

Weight

REMARC ADVANTAGES

POWERED BY
KOHLER



+ Y BLADE

18 - Floating Y blades and front and rear rubber splash guards.



+ VARIABLE CUTTING HEIGHT

Cutting height - adjustable 2-40 mm.



+ MOTOR

Powerful Kohler motor 196 ccm 4.8 kW.



+ EQUIPMENT

2 - toothed V-belts and disc brake for the blade shaft.



**HIGH COMFORT
WITH STRONG
POWER**



Sweeper KM Domus X

REMARC SWEEPERS

Clean large areas quickly and thoroughly

Both the areas of application and the demands on sweepers are different. That is why we offer you a whole range of different products. They are easy to use and clean extremely thoroughly.

KM HVR SERIES:



REMARC ADVANTAGES



+ FOLDING FUNCTION

Thanks to the folding function, the handlebar can be folded down to save space.



+ STEEL CONSTRUCTION

The robust steel construction is significantly more resistant than plastic and increases the service life significantly.



+ SNOW PLOW

The foldable snow plow is available as an accessory and is extremely practical for large amounts of snow.



+ SOLID BRUSH

The special plastic is extremely resistant and ensures optimal sweeping results and long service life of the brushes.

BATTERY-POWERED SWEEPERS

Light, agile and super handy

Versatile and can be used all year round!

KMR 890 82V BATTERY

Item number: 1490582

Slot for two 82V (984 WH) high-performance batteries | Can be operated with one or two rechargeable batteries | Long runtime of up to 60 minutes with two 6Ah batteries | Individually adjustable right or left rotation



TECHNICAL SPECIFICATIONS

Motor	1.5 kW battery motor 82V
Brush	1
Dimensions (L/W/H)	116(160)/88/61(104) cm
Weight	66 kg (without battery)

80 cm	66 kg
Working width	Weight

* Without battery and charger

BRUSH SET FOR RADIAL BRUSHES

Item number: 1490553

Brush set for the KMR 890 82V battery.

KM DOMUS BATTERY 82V

Item number: 1490429

- + Can be used all year round with different brushes.
- + Low-noise drive enables quiet work, e.g. in schools, care facilities or restaurants.
- + Comfort brush, extra soft cleaning brush for uneven terrain, 70 cm wide.

Ergonomic and space-saving, since the handlebars can be folded down | Efficient and maintenance-free thanks to the brushless motor | Pleasant even when working for a long time thanks to a speed of approx. 2.4 km/h | Rapid clearing made easy with a large working width of 70 cm



TECHNICAL SPECIFICATIONS

Motor	Electric motor 82V, brushless
Sweeping brush Ø	300 mm
Dimensions (L/W/H)	86(132)/71/79(109) cm
Brush drive	Worm gear
Steering wheel	360°
Weight (without battery)	60.6kg

1.5 kW	70 cm	2.4 km/h
Power	Working width	Speed

* Without battery and charger

KM NIMBUS 82V

Item number: 1490583

- + Powerful 1.5 kW motor provides real power for every sweeping job.
- + Thanks to the 5Ah battery, up to 30 minutes of running time.
- + No gasoline, emissions and smell of fuel thanks to the electric motor.
- + Comfort brush, extra soft cleaning brush for uneven terrain.

Ergonomically adjustable with 4-way height-adjustable handlebar | Efficient and maintenance-free thanks to the brushless motor | 60 cm working width and 280/min-1 brush speed – ideal for clearing narrow paths quickly | Low-noise drive enables work in noise-sensitive environments and at all times of the day



TECHNICAL SPECIFICATIONS

Motor	Electric motor 82V, brushless
Sweeping brush Ø	250 mm
Dimensions (L/W/H)	58(115)/60/64(113) cm
Brush drive	Worm gear
Weight (without battery)	26.4 kg

1.5 kW	60 cm	26.4 kg
Power	Working width	Weight

Great power with a low noise level at the same time.

Perfect for cleaning narrow paths quickly and reliably.

Extremely light and easy to handle.

* Without battery and charger

82V430G

Item number: 2905886

- + With an outstanding peak power of 3.2 kW

Voltage: 82V | Nominal capacity: 6Ah | Stored energy of 430 Wh | Weight: 2.6 kg



82C2

Item number: 2900486

Fully charges batteries one at a time | Thanks to **two charging bays**, fewer chargers are required | charging current: 4 A



KM DOMUS X, KM DOMUS R

ENVIRONMENTALLY FRIENDLY HELPERS FOR EVERY SEASON

The handy sweepers of the KM Domus series are easy to guide thanks to their ergonomic, forward-folding handlebars and can be used all year round. The new KM Domus R is particularly quiet and enables environmentally friendly work thanks to its reduced CO2 emissions.

KM DOMUS X

Item number: 1490428

- + Always start reliably with the Honda easy-start motor.
- + Comfort brush, extra soft cleaning brush for uneven terrain.

Brush (pivoting range): easily adjustable (left, middle, right) | Steering wheel: 360° freely rotatable | Powerful Honda motor | Safet protection | Pneumatic wheels | Several different brushes to choose from

POWERED by
HONDA



TECHNICAL SPECIFICATIONS

Motor	HONDA GCV 170 3.6 kW / 4.8 hp / 3,000 rpm.	
Sweeping brush Ø	300 mm	
Dimensions (L/W/H)	86(132)/71/79(109) cm	
Brush drive	VF 44	
Wheel drive	Worm gear	
Weight	67 kg	

3.6 kW

Power

70 cm

Working width

2.4 km/h

Speed

Great power with a low noise level at the same time.

Perfect for cleaning narrow paths quickly and reliably.

Extremely light and easy to handle.

KM DOMUS R - THE ENTRY LEVEL

Item number: 1490427

- + Always start reliably and immediately with the Remarc motor.
- + Comfort brush, extra soft cleaning brush for uneven terrain.

Brush (pivoting range): easily adjustable (left, middle, right) | Steering wheel: 360° freely rotatable | Powerful Honda motor | Safety protection | Pneumatic wheels | Several different brushes to choose from

Available from
summer 2022



TECHNICAL SPECIFICATIONS

Motor	REMARC motor 3.5 kW / 4.76 hp / 3,800 rpm.	
Sweeping brush Ø	300 mm	
Dimensions (L/W/H)	86(132)/71/79(109) cm	
Brush drive	VF 44	
Wheel drive	Worm gear	
Weight	67 kg	

3.5 kW

Power

70 cm

Working width

2.4 km/h

Speed

Great power with a low noise level at the same time.

Perfect for cleaning narrow paths quickly and reliably.

Extremely light and easy to handle.

Versatile and can
be used all year round!



REMARC KM 70 G, KM 80 G AND KM 100 G FORWARD WITH CONSTANT DRIVE!

The three sweepers 70 G, 80 G and 100 G with working widths of 70 to 100 centimeters drive at a constant speed of 2.4 km/h. The freewheel bearings of the drive wheels make the devices very maneuverable. The debris brush can be locked in three positions: center to sweep debris in front of you, or swing left or right to sweep debris to the side.

KM 70 G

Item number: 1490430

- + With cover to protect the spark plugs from moisture and dirt.
- + All-weather brush for all cleaning and snow-clearing work, 70 cm wide.

Brush (pivoting range): adjustable (left, middle, right) | Steering wheel: 360° freely rotatable | Sturdy steel construction for durability | Powerful Honda motor | Safety protection



TECHNICAL SPECIFICATIONS

Motor	HONDA GCV 170 3.6 kW / 4.8 hp / 3,000 rpm.
Sweeping brush Ø	300 mm
Dimensions (L/W/H)	94(140)/71/80(104) cm
Wheel drive	Tandem worm gear
Weight	70 kg

3.6 kW	70 cm	2.4 km/h
Power	Working width	Speed

POWERED by
HONDA

KM 80 G

Item number: 1490431

- + With cover to protect the spark plugs from moisture and dirt.
- + All-weather brush for all cleaning and snow-clearing work, 80 cm wide.

Brush (swivel range): Easily adjustable (left, middle, right) | Steering wheel: 360° freely rotatable | Sturdy steel construction for durability | Powerful Honda motor | Safety protection



TECHNICAL SPECIFICATIONS

Motor	HONDA GCV 170 3.6 kW / 4.8 hp / 3,600 rpm.
Sweeping brush Ø	300 mm
Dimensions (L/W/H)	94(140)/81/80(104) cm
Wheel drive	Tandem worm gear
Weight	71.8kg

3.6 kW	80 cm	2.4 km/h
Power	Working width	Speed

POWERED by
HONDA

KM 100 G

Item number: 1490432

- + With cover to protect the spark plugs from moisture and dirt.
- + All-weather brush for all cleaning and snow-clearing work, 100 cm wide.

Brush (swivel range): Easily adjustable (left, middle, right) | Steering wheel: 360° freely rotatable | Sturdy steel construction for durability | Powerful Honda motor | Safety protection



TECHNICAL SPECIFICATIONS

Motor	HONDA GCV 170 3.6 kW / 4.8 hp / 3,600 rpm.
Sweeping brush Ø	300 mm
Dimensions (L/W/H)	94(140)/101/80(104) cm
Wheel drive	Tandem worm gear
Weight	73 kg

3.6 kW	100 cm	2.4 km/h
Power	Working width	Speed

POWERED by
HONDA



Rubber protection - the rubber protection on the outside of the brush protects against abrasion and prevents scratches on the housing.



Non-slip handles – thanks to the rubber-like material, the handlebar always lies securely in your hand. This allows the sweeper to be guided precisely.



Smoke spoiler – thanks to its shape, the spark plug is well protected from rain and snow.

KM 80 H AND 100 H WITH INFINITELY VARIABLE DRIVE

The speed of the hydrostatically driven KM 80 H and 100 H can be infinitely adjusted with your thumb and forefinger. Unique features for this price range!

KM 80 H

Item number: 1490433

- + Hydrostatic drive for optimized performance under all operating conditions.
- + Lockable steering wheel for effortless and precise straight running.
- + Robust brush for all cleaning work, 80 cm wide.

Brush (pivoting range): adjustable (left, middle, right) |
Steering wheel: 360° freely rotatable | Security Protection |
Robust steel construction for long service life

POWERED by
HONDA



TECHNICAL SPECIFICATIONS

Motor	HONDA GCV 170 3.6 kW / 4.8 hp / 3,600 rpm.	
Sweeping brush Ø	350 mm	
Brush speed	2 levels (dirt/snow)	
Dimensions (L/W/H)	109(185)/81/76(95) cm	
Wheel drive	Stepless hydrostat	
Weight	111 kg	

3.6 kW	80 cm	to 4 km/h
Power	Working width	Speed

KM 100 H

Item number: 1490434

- + Hydrostatic drive for optimized performance under all operating conditions.
- + Lockable steering wheel for effortless and precise straight running.
- + Robust brush for all cleaning work, 100cm wide.

Brush (pivoting range): adjustable (left, middle, right) |
Steering wheel: 360° freely rotatable | Security Protection |
Robust steel construction for long service life

POWERED by
HONDA



TECHNICAL SPECIFICATIONS

Motor	HONDA GCV 170 3.6 kW / 4.8 hp / 3,600 rpm.	
Sweeping brush Ø	350 mm	
Brush speed	2 levels (dirt/snow)	
Dimensions (L/W/H)	109(185)/101/76(95) cm	
Wheel drive	Stepless hydrostat	
Weight	113 kg	

3.6 kW	100 cm	to 4 km/h
Power	Working width	Speed



Speed (KM H) – simply shifting the V-belt doubles the brush speed from slow for dirt to fast for snow.



Steering wheel – makes steering easier: When fixed, it counteracts lateral pressure when turning sideways, when unfixed it can rotate freely through 360°.



Drive wheels (KM H) – wide, heavily profiled wheels provide good traction and make working in snow and on wet surfaces easier.



Brush wear – the waste container can be adjusted according to brush wear for clean pick-up of debris.

KM HVR

SWEEP COMFORTABLY – FORWARDS AND BACKWARDS

The KM HVR models have a hydrostatic drive with forward and reverse gears. With a working width of 80 to 100 cm and a brush diameter of 40 cm, they can handle even larger amounts of snow without any problems. The brush speed is adjusted via the variator. The differential gear ensures safe cornering, the shunting clutch keeps the machine moving even when the motor is switched off.

KM HVR 80

Item number: 1490435

- + The brush speed is infinitely variable and optimally adjustable for different applications, e.g. in snow, for dirt or in urban areas.
- + The manual wheel coupling enables easy maneuvering without a drive.
- + Robust brush for all cleaning work, 80 cm wide.

Hydrostatic transmission for optimized performance in all operating conditions



TECHNICAL SPECIFICATIONS

Motor	KOHLER PRO CV224 5.2 k W / PS 7.1	
Sweeping brush Ø	400 mm	
Brush speed	Infinitely adjustable	
Dimensions (L/W/H)	116(179)/84/94(114) cm	
Wheel drive	Stepless forward/backward	
Weight	164.6kg	

5.2 kW	80 cm	5.1 km/h
Power	Working width	Speed

KM HVR 100

Item number: 1490436

- + The brush speed is infinitely variable and optimally adjustable for different applications, e.g. in snow, for dirt or in urban areas.
- + The manual wheel coupling enables easy maneuvering without a drive.
- + Robust brush for all cleaning work, 100cm wide.

Hydrostatic transmission for optimized performance in all operating conditions



TECHNICAL SPECIFICATIONS

Motor	KOHLER PRO CV224 5.2 k W / PS 7.1	
Sweeping brush Ø	400 mm	
Brush speed	Infinitely adjustable	
Dimensions (L/W/H)	116(179)/100/94(114) cm	
Wheel drive	Stepless forward/backward	
Weight	167 kg	

5.2 kW	100 cm	5.1 km/h
Power	Working width	Speed



Snow plow with folding mechanism - thanks to the folding mechanism, the snow plow automatically deflects when it encounters an obstacle.



Snow plow - 4-fold height adjustment and skids



Pressure adjustment - a crank regulates the pressure setting of the sweeping brush.



Variator - well-rounded with infinitely adjustable brush speed.

SWEEPER BRUSHES AND SWEEPER ACCESSORIES

IDEAL FOR MANY APPLICATIONS



SWEEPER

- + The sweeper tarpaulin reduces the spray of dirt and objects being thrown, making it ideal for use in public areas or between vehicles.



WASTE CONTAINER

- + The waste container is hung on the sweeper and absorbs dirt and dust.
- + It follows bumps with the wheels.
- + Feeler wheels for ground adjustment



SNOW PLOW

- + The snow plow is hung on the sweeper and can adapt to the ground.
- + The snow plow is equipped with a rubber strip as standard. (Exception SRS Domus)



All-weather brush
For all cleaning and snow clearing work.



Robust brush
The swirled bristles are very stable against stuck dirt.



Comfort brush (red)
Extra soft cleaning brush for uneven terrain such as cobblestones, etc.




Nylon brush
This special brush is highly abrasion-resistant and suitable for all cleaning work in dry environments.



Curb brush
The curb brush, mounted next to the standard brush, sweeps close to the edge and thoroughly into channels thanks to its large diameter.

PRODUCT/FEATURE	KM DOMUS R	KM DOMUS X	KM NIMBUS 82V	KM DOMUS BATTERY	KM 70 G	KM 80 G	KM 100 G
Motor	REMARC Motor	HONDA GCV 170	Electric motor 82V, brushless	Electric motor 82V, brushless	HONDA GCV 170	HONDA GCV 170	HONDA GCV 170
Power	3.5kW	3.6 kW	1.5kW	1.5kW	3.6 kW	3.6 kW	3.6 kW
Working width	70 cm	70 cm	60 cm	70 cm	70 cm	80 cm	100 cm
Sweeping brush Ø	300 mm	300 mm	250 mm	300 mm	300 mm	300 mm	300 mm
wheel size	Support wheels: front 1x ø 125, rear: 2x 300/100	Support wheels: front 1x ø 125, rear: 2x 300/100	Support wheels: front 1x ø 100, rear 2x ø 100	Support wheels: front 1x ø 125, rear: 2x 300/100	Support wheels: front 1x ø 125, rear: 2x 300/100	Support wheels: front 1x ø 125, rear: 2x 300/100	Support wheels: front 1x ø 125, rear: 2x 300/100
Dimensions (L/W/H)	86(132)/71/ 79(109) cm	86(132)/71/ 79(109) cm	53(115)/60/ 64(113) cm	86(132)/70/ 79(109) cm	94(140)/71/ 80(104) cm	94(140)/81/ 80(104) cm	93(140)/101/ 80(104) cm
Weight	67 kg	67 kg	26.4 kg	66 kg	70 kg	71.8kg	73 kg
Wheel drive	Worm gear	Worm gear	-	Worm gear	Tandem worm gear	Tandem worm gear	Tandem worm gear
Brush drive	VF 44	VF 44	Worm gear	VF 44	VF 44	VF 44	VF 44
Working speed	2.4 km/h	2.4 km/h	-	2.4 km/h	2.4 km/h	2.4 km/h	2.4 km/h
Brush (swivel range)	adjustable (left, middle, right)	adjustable (left, middle, right)	-	adjustable (left, middle, right)	adjustable (left, middle, right)	adjustable (left, middle, right)	adjustable (left, middle, right)
Steering wheel	360° freely rotatable	360° freely rotatable	360° freely rotatable	360° freely rotatable	360° freely rotatable	360° freely rotatable	360° freely rotatable
Brush speed	-	-	-	-	-	-	-
Item no.	1490427	1490428	1490583	1490429	1490430	1490431	1490432

PRODUCT/FEATURE	KM 80 H	KM 100 H	KM HVR 80	KM HVR 100
Motor	HONDA GCV 170	HONDA GCV 170	KOHLER Command pro CV224	KOHLER Command pro CV224
Power	3.6 kW	3.6 kW	5.2 kW / 7.1 hp	5.2 kW / 7.1 hp
Working width	80 cm	100 cm	80 cm	100 cm
Sweeping brush Ø	350 mm	350 mm	400 mm	400 mm
wheel size	13 x 5.00-6	13 x 5.00-6	16 x 6.50-8	16 x 6.50-8
Dimensions (L/W/H)	109(185)/81/76(95) cm	109(185)/101/76(95) cm	116(179)/84/94(114) cm	116(179)/84/94(114) cm
Weight	111 kg	113 kg	164.6kg	167 kg
Drive	Hydrostat	Hydrostat	Stepless drive	Stepless drive
Working speed	0-4 km/h	0-4 km/h	Forward 0-5.1 km/h, reverse 0-3 km/h	Forward 0-5.1 km/h, reverse 0-3 km/h
Brush (swivel range)	adjustable (left, middle, right), 5-fold	adjustable (left, middle, right), 5-fold	adjustable (left, center, right)	adjustable (left, center, right)
Steering wheel	360° freely rotatable, lockable	360° freely rotatable, lockable	360° freely rotatable, lockable	360° freely rotatable, lockable
Brush speed	2 levels (snow/dirt)	2 levels (snow/dirt)	Stepless (snow/dirt)	Stepless (snow/dirt)
Cruise control	-	-	Standard	Standard
Item no.	1490433	1490434	1490435	1490436



Sweeper KM 80 G



Before - after view

ACCESSORIES	KM DOMUS R	KM DOMUS X	KM NIMBUS 82V	KM DOMUS BATTERY	KM 70 G	KM 80 G	KM 100 G	KM 80 H	KM 100 H	KM HVR 80	KM HVR 100
Waste container domus/70 Item no. 1490499	Option	Option		Option	Option						
Waste container 80 Item no. 1490482						Option		Option			
Waste container 100 Item no. 1490483							Option		Option		
Waste container HVR 80 Item no. 1490501										Option	
Waste container HVR 100 Item no. 1490484											Option
snow plow domus Item no. 1490480	Option	Option		Option							
Snow plow 70/80 Item no. 1490449					Option	Option		Option		Option	
Snow plow 100 Item no. 1490455							Option		Option		Option
Set of snow chains domus/70G/80G/100G Item no. 1490440	Option	Option		Option	Option	Option	Option				
Set of snow chains 80H/100H Item no. 1490448								Option	Option		
Set of snow chains HVR Item no. 1490470										Option	Option
All-weather brush domus/70 G Item no. 1490462	Option	Option		Option	● Standard						
Comfort brush domus/70 G Item no. 1490534	● Standard	● Standard		● Standard	Option						
All-weather brush 80 G Item no. 1490463						● Standard					
Comfort brush 80 G Item no. 1490537						Option					
All-weather brush 100 G Item no. 1490478							● Standard				
Comfort brush 100 G Item no. 1490538							Option				
Curb brush Domus/70/80/100/G Item no. 1490524	Option	Option			Option	Option	Option				
All-weather brush 80 350 Item no. 1490515								Option			
Comfort brush 80 350 Item no. 1490539								Option			
Robust brush 80 350 Item no. 1490514								● Standard			
Nylon brush 80 350 Item no. 1490516								Option			
All-weather brush 100 350 Item no. 1490518									Option		
Comfort brush 100 350 Item no. 1490540									Option		
Robust brush 100 350 Item no. 1490517									● Standard		
Nylon brush 100 350 Item no. 1490519									Option		
Curb brush 80 / 100 H Item no. 1490526								Option	Option		
All-weather brush HVR plus 80 Item no. 1490505										Option	
Comfort brush HVR plus 80 Item no. 1490541										Option	
Robust brush HVR plus 80 Item no. 1490503										● Standard	
Nylon brush HVR plus 80 Item no. 1490504										Option	
All-weather brush HVR 100 Item no. 1490475											Option
Comfort brush HVR 100 Item no. 1490542											Option
Robust brush HVR 100 Item no. 1490473											● Standard
Nylon brush HVR 100 Item no. 1490474											Option
Curb brush HVR Item no. 1490525											Option
Sweeping tarpaulin domus/70G Item no. 1490486	Option	Option		Option	Option						
Sweep tarpaulin 80 Item no. 1490487						Option		Option			
Sweep tarpaulin 100 Item no. 1490489							Option		Option		
Sweeping tarpaulin HVR 80 Item no. 1490506										Option	
Sweeping tarpaulin HVR 100 Item no. 1490507											Option

KM WKB WEED BRUSHES

CLEAN PAVED AREAS GENTLY BUT THOROUGHLY

With the WKB weed brushes you can remove annoying weeds very easily. The wire braids clean purely mechanically and absolutely thoroughly. Thanks to the adjustable side tilt, the weed brushes can easily reach even hard-to-reach places. You have the choice between a gasoline and a battery-powered model.

WKB 480

Item number: 1490580

- + Excellent functionality combined with user-friendly handling.

Powerful Honda motor | 10 plastic-coated wire braids – interchangeable with the quick-change system | Flip-up splash guard | Adjustable side tilt

POWERED by
HONDA



TECHNICAL SPECIFICATIONS

Motor	HONDA GCV 170 / 3.6 kW/4.8 hp	
Dimensions (L/W/H) (with handles)	87(137)/70/61(111) cm	
Weight	58.6 kg	
3.6 kW	48 cm	54.8 kg
Power	Working width	Weight



Item number: 995 7960

Wire braids with plastic coating

Due to the plastic coating, the wire braid is very stable and abrasion-resistant.

1 set of 10 braids



Item number: 995 7995

Wire braids

The pure wire braids are very supple and adapt well to the surface to be cleaned.

1 set of 10 braids



Item number: 995 3044

WKB Braids Nylon

The nylon brushes are ideal for caring for sensitive surfaces. Nylon brushes cannot be used in damp conditions.

1 set of 10 braids

SUPPORT WHEEL

WKB 480

Item number: 1490557

- + Practical accessory for the WKB 480
- + Necessary for nylon braids



Item number: 9957951

Brush plate

Thanks to the one-click system, the brush plate can be replaced in no time at all. (The brushes are not included in the price.)

WKB 480 82V BATTERY

Item number: 1490581

Slot for two 82V (984 Wh) high-performance batteries |
 Can be operated with one or two rechargeable batteries |
 Long runtime of up to 60 minutes with two 6Ah batteries |
 10 wire braids – interchangeable with the quick-change
 system | Removable splash guard | Adjustable side tilt |
 Height-adjustable support wheel



TECHNICAL SPECIFICATIONS

Motor	1.5 kW battery motor 82V
Support wheel	Included
Dimensions (L/W/H) (with handles)	94(154)/73/52(106)
Weight	44 kg (without battery)

1.5 kW	48 cm	44 kg
Power	Working width	Weight

* Without battery and charger



82C2

Item number: 2900486

Fully charges batteries one at a time | Thanks to
two charging bays, fewer chargers are required |
 charging current: 4 A



82V430G

Item number: 2905886

+ With an outstanding peak power of 3.2 kW

Voltage: 82V | Nominal capacity: 6Ah |
 Stored energy of 430 Wh | Weight: 2.6kg





REMARC ONLINE



Website



Youtube



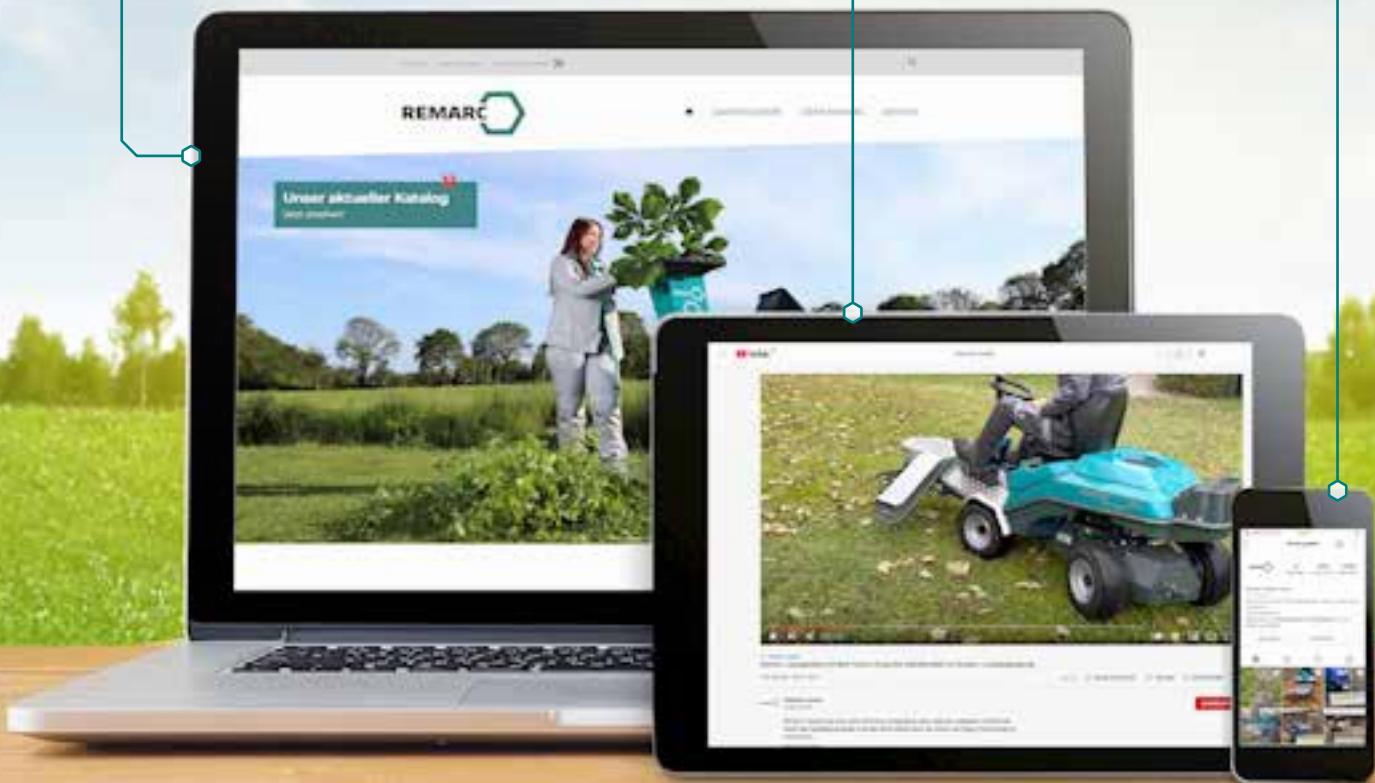
Instagram

You can see our machines in action in our videos. We explain the areas of application and provide technical information. In the area of technology, we give you tutorials on care and simple maintenance work. **Feel free to visit** our YouTube channel (Remarc GmbH).

Can't find a video for your question? Send us your comment to info@remarc.eu. We are looking forward to it.

Visit our new website for more information on Remarc machines and your local distributor. We offer spare parts lists and operating instructions for download for older Remarc and Cramer garden equipment. We can generally also supply spare parts for machines produced in Leer for a long time, so you can enjoy them for a long time. www.remarc.eu

Follow us on Instagram (**Remarc GmbH**) and stay up to date on what is new at Remarc. We would also be happy to share your pictures! [#remarcgmbh](#) [#remarctechnik](#)



EKM SWEEPER

GROUT LARGE AREAS AND QUICKLY

The new sweeping machine is the perfect helper when grouting large areas. With its two brushes, the sweeper optimally presses sand and mud into the joints. This allows even larger paved areas can be grouted quickly and thoroughly. With a weight of only 72 kg, it is easy to operate and quickly loaded.

EKM 800

Item number: 1490439

- + The universal hose connection allows ongoing water supply during the sluicing.
- + Area performance: 600 m² per hour

POWERED by
HONDA



TECHNICAL SPECIFICATIONS

Motor	HONDA GX 160 / 3.6 kW / 4.8 HP / 3600 rpm.	
Brush	2	
Dimensions (L/W/H)	75(121)/80/71(113) cm	
Weight	72 kg	

10 levels	80 cm	72 kg
Height adjustment	Working width	Weight





**CUT QUICKLY
AND EASILY**



Compost Master 2.4

REMARC SHREDDER

Quickly cut everything

When it comes to shredders, Remarc offers a wide range of devices - depending on the application. The handy Tillmann is ideal for branch shredding. The two product lines Summertime and Compost Master with their two shredders are the first choice when garden waste needs to be shredded so it can be composted quickly. The Cut models are ideal for quickly completing larger chopping jobs. You choose!



REMARC ADVANTAGES



+ QUICK OPENING

The infeed funnel can be opened quickly to clean the machine. This is made possible by a mechanical lock that immediately stops the blade disc using a mechanical disc brake.




+ BLADE DISC STORAGE

The non-contact blade disc bearing ensures that even problematic materials can be processed without damaging the machine.



+ ADJUSTMENT SCREW

The adjusting knob above the ejector makes it easy to set the shredding material to coarse or fine (Compost Master).



+ BLADE DISC

The heavy blade disc cuts with vertically arranged chopping blades (A) and shredding blades (B).

COMPOST MASTER: CHOP EFFORTLESSLY

The Compost Master models are available with a chopping capacity of approx. 350 or 420 kilograms per hour. Thanks to the two-chamber cutting process, they effortlessly shred any garden material – whether woody, soft, tough, wet or dry. Even flower or vegetable residues, with roots still attached to soil, are chopped up. This forms the optimal foundation for composting.

COMPOST MASTER 2.4

Item number: 1429309

+ Two-chamber cutting process for effortless shredding of any garden material accelerates composting.

Transport handle | Large 19 cm infeed opening | Coarse/ fine adjustment for wet or dry material | Quick lock to open the hopper | 2 planer blades and 6 robust blades for chopping 350 kg/h



TECHNICAL SPECIFICATIONS

Drive	230 V
Motor brake	Mechanical
Dimensions (L/W/H)	102/54/134 cm
Coarse/fine adjustment	Yes
Blade	6
Weight	55 kg

2.4 kW	350 kg/h	to 40 mm
Power	Chopping capacity	Branch size

COMPOST MASTER 3.5

Item number: 1429310

+ Two-chamber cutting process for effortless shredding of any garden material accelerates composting.

Transport handle | Large 19 cm infeed opening | Coarse/ fine adjustment for wet or dry material | Quick lock to open the hopper | 2 planer knives and 6 robust blades for chopping at 420 kg/h | Polarity reversing switch



TECHNICAL SPECIFICATIONS

Drive	400 V three-phase current
Motor brake	Mechanical
Dimensions (L/W/H)	102/54/134 cm
Coarse/fine adjustment	Yes
Blade	6
Weight	55 kg

3.5 kW	420 kg/h	to 40 mm
Power	Chopping capacity	Branch size

SUMMERTIME: COMPOST FASTER WITH DOUBLE SHREDDERS

The Summertime garden shredders are available in two performance levels – with a shredding capacity of 280 or 370 kilograms per hour. The equipment also includes the two-chamber cutting process to effortlessly shred any garden material.

SUMMERTIME 2.1

Item number: 1429307

+ Two-chamber cutting process for effortless shredding of any garden material accelerates composting.

Transport handle | Large 19 cm infeed opening | Quick lock to open the hopper | 4 robust blades for chopping 280 kg/h | Transport wheels



TECHNICAL SPECIFICATIONS

Drive	230 V
Motor brake	Mechanical
Dimensions (L/W/H)	102/54/134 cm
Blade	4
Weight	48 kg

2.3 kW	280 kg/h	to 40 mm
Power	Chopping capacity	Branch size

SUMMERTIME 2.3

Item number: 1429308

+ Two-chamber cutting process for effortless shredding of any garden material accelerates composting.

Transport handle | Large 19 cm infeed opening | Quick lock to open the hopper | 6 robust blades for chopping 370 kg/h | Transport wheels | Polarity reversing switch



TECHNICAL SPECIFICATIONS

Drive	400 V three-phase current
Motor brake	Mechanical
Dimensions (L/W/H)	102/54/134 cm
Blade	6
Weight	50 kg

2.8 kW	370 kg/h	to 40 mm
Power	Chopping capacity	Branch size

TILLMANN 2100: THE HANDY SOLUTION FOR SMALL GARDENS

The handy Tillmann is perfect for branch shredding. It is maneuverable and can be stowed away to save space. The best machine for shredding for small gardens. Instead having cumbersome shrubs picked up, you can immediately spread the shredded material over your beds as a protective and fertilizing layer.



TILLMANN 2100

Item number: 1429312

- + Pieces of wood are bent by 30° when cut so microorganisms can penetrate and speed up composting.

Transport handle | Large 19 cm infeed opening | Robust blades for chopping 180 kg/h | Quick to open with the screw cap | Transport wheels | Branches are guided over a concave anvil and chopped up with very sharp blades | Chops branches into 3 mm thin slices of wood cut across the grain

TECHNICAL SPECIFICATIONS

Drive	230 V
Dimensions (L/W/H)	65/61/127 cm
Motor brake	Mechanical
Blade	2
Weight	39 kg

2.1 kw	180 kg/h	to 30 mm
Power	Chopping capacity	Branch size



Hopper - Generous 7.5" (19 cm) infeed opening accommodates shrubby material well.



Quick release - simple twist lock.



Blade disc - large blade disc, 2 pre-cutting blades, 2 planing blades, cast steel anvil.



TRANSPORT - handles in hopper for convenient portability.

DRUM SHREDDER TH 400

CHOP LARGE PIECES INTO SMALL PIECES QUICKLY AND EASILY

When it comes to shredding large pieces of wood quickly and reliably, the drum shredder is the first choice. Thanks to its enormous working width of 380 mm, even bulky wood can be easily introduced. The two planer blades, which can be used on both sides, can process branches with a thickness of up to 90 mm.



TH 400

Item number: 1429313

- + Planer blades that can be used on both sides can process branches with a thickness of up to 90 mm
- + Four large wheels make it easier to transport, even on rough terrain.

180° swiveling ejector | Powerful Kohler motor |
Extra large working width of 380 mm



TECHNICAL SPECIFICATIONS

Motor	KOHLER CH440 10.5 kW / 14 hp / 3,600 rpm.		
Drive	Gasoline		
Dimensions (L/W/H)	147/83/170.5 cm		
Blade	2 (drum)		
Weight	220 kg		

10.5 kw	950 kg/h	to 90 mm
Power	Chopping capacity	Branch size



Cutting system/drum – two reversible blades ensure a clean, retracting cut. Blunt blades can be rotated.



Maintenance flap – the drum housing can be cleaned of foreign bodies through the maintenance flap.



Result of chopped material – the TH400 drum shredder shreds wood very evenly and ejects it via the swiveling funnel.

Terra Cut

The powerful shredders with double shredding technology offer a hammer mechanism for crushing soft materials and for processing mature compost soil. It doesn't matter whether it is damp clippings or dry branches, the Terra Cut processes everything without any problems, because the standard automatic sieve opens as soon as the material gets too wet. The blade disc cuts wood like butter!

TERRA CUT 2200 E

Item number: 1429399

- + Two-chamber cutting process for effortless shredding of any garden material accelerates composting.

Side access to avoid lifting heavy objects | Coarse/fine adjustment for wet or dry material | 12 blades for increased efficiency



TECHNICAL SPECIFICATIONS

Drive	230 V
Motor brake	Mechanical
Coarse/fine adjustment	Yes
Blade	12
Dimensions (L/W/H)	119/65(103)/139 cm
Weight	100 kg

2.2 kW	580 kg/h	to 60 mm
Power	Chopping capacity	Branch size

TERRA CUT 3500 E

Item number: 1429398

- + Two-chamber cutting process for effortless shredding of any garden material accelerates composting.

Side access to avoid lifting heavy objects | Coarse/fine adjustment for wet or dry material | 12 blades for increased efficiency | Polarity reversing switch



TECHNICAL SPECIFICATIONS

Drive	400 V three-phase current
Motor brake	Mechanical
Coarse/fine adjustment	Yes
Blade	12
Dimensions (L/W/H)	119/65(103)/139 cm
Weight	100 kg

3.5 kW	640 kg/h	to 60 mm
Power	Chopping capacity	Branch size



REMARC TIP

SUSTAINABLE GARDENING

Transforming annoying garden waste into valuable humus - the Summertime, Compost Master and Cut shredder models from Remarc do it in an environmentally friendly way. Because humus is the best thing you can use for your pots and balcony plants and beds. By adjusting the slider for example leaves are crushed so they compost in a short time. After approx. 3-4 months of storage, the compost is ready and can be sent through the shredder again. The result is nice, homogeneous compost.



Raw material




after shredding



after three months



Ready humus



TERRA CUT 4000

Item number: 1429397

- + Two-chamber cutting process for effortless shredding of any garden material accelerates composting.

Side access to avoid lifting heavy objects | Coarse/fine adjustment for wet or dry material | 12 blades for increased efficiency

POWERED by
HONDA

TECHNICAL SPECIFICATIONS

Motor	HONDA GP 160 2.9 kW / 3.9 HP / 3600 rpm.
Drive	Gasoline
Coarse/fine adjustment	Yes
Blade	12
Dimensions (L/W/H)	119/65(103)/139 cm
Weight	99 kg

3.6 kW

Power

650 kg/h

Chopping capacity

to **60** mm

Branch size



Hammer mechanism - this combination of two different blade discs is perfect for shredding different materials.



Sieve lever - for opening and closing.



Motor - HONDA Motor GP 160 (Terra Cut 4000).

Combi Cut 9600

The Combi Cut 9600 is ideal for professional use on a large scale and shreds any garden material effortlessly and quickly. Thanks to the two-chamber cutting process, branches, shrubbery and kitchen garden waste as well as flowers with a clay pot or mature compost can be processed.



COMBI CUT 9600

Item number: 1429316

- + Two-chamber cutting process for effortless shredding of any garden material accelerates composting.
- + Four large wheels plus a handlebar make it easier to transport, even on rough terrain.

Side access to avoid lifting heavy objects | Coarse/fine adjustment for wet or dry material | 28 blades for increased efficiency



TECHNICAL SPECIFICATIONS

Motor	KOHLER CH 440 10.5 kW / 14 hp / 3600 rpm.
Drive	Gasoline
Coarse/fine adjustment	Yes
Blade	28
Dimensions (L/W/H)	137/100(122)/140 cm
Weight	178 kg

10.5 kW	830 kg/h	to 80 mm
Power	Chopping capacity	Branch size



Hammer mechanism - this combination of two different blade discs is perfect for shredding different materials.



Pendulum blades - 28 sharpened blades ensure reliable shredding.



Sieve closed - for finer results. If the sieve is opened, the coarse material can come out freely.



Motor - powerful KOHLER CH 440 motor.



**QUICK AND
EASY COMPOST**



Terra Cut Shredder 4000



**SAVE TIME WHEN
SCARIFYING LAWNS**



● Scarifier Cara 47

REMARC SCARIFIER

Let your lawn breathe again

So that your lawn always greens and thrives, it is important to give it a kind of wellness treatment from time to time. With the Remarc scarifiers you can do this quickly and easily - both when removing moss and when scarifying. Choose the CARA scarifier that best suits your lawn. If you also have narrow spaces to work on, then the CARA 38 is ideal. The CARA 47 and CARA 60 versions are the first choice for larger lawn areas.



REMARC TIP

PROTECT YOUR LAWN!

The distance of the blades can be adjusted:

25 mm: for effective moss removal

50 mm: for scarifying and aerating the surface of the soil.

REMARC ADVANTAGES



+ BLADE ARRANGEMENT

The oscillating built-in blades center themselves using centrifugal force (370 N) and give way when there is resistance.



+ CLUTCH

Blade shaft clutch - very smooth as it follows the user's pressure



+ BLADE

The blades are made of special steel and hardened. This makes them low-wear on the outside and extremely break-resistant on the inside thanks to their high level of toughness.



+ STEEL WHEELS

Extremely stable, double bearing.

CARA 38

Item number: 1429410

- + The specially hardened blades are extremely hard-wearing, extremely break-resistant and self-cleaning.

Hardened double tines, cushioned to protect against impact | Double edges: just turn the blades over and continue using | 25 mm blade spacing for removing moss and straw, 50 mm blade spacing for scarifying | Screw lock for depth setting can be limited | Adjustment screw for easy height adjustment

POWERED by
HONDA



TECHNICAL SPECIFICATIONS

Motor	HONDA GP 160 2.9 kW / 3.9 hp / 3600 rpm.
Dimensions (L/W/H)	65(128)/57/57(105) cm
Weight	48 kg

3.6 kW	33 cm	27
Power	Working width	Hammer blades

COLLECTION BAG FOR CARA 38

Item number: 1429403

Practical collection bag for the Cara 38 scarifier available separately as an accessory. Volume: 34 liter



CARA 47

Item number: 1429413

- + The specially hardened blades are extremely hard-wearing, extremely break-resistant and self-cleaning.

Hardened double tines, cushioned to protect against impact | Double edges: just turn the blades over and continue using | 25 mm blade spacing for removing moss and straw, 50 mm blade spacing for scarifying | Screw lock for depth setting can be limited | Adjustment screw for easy height adjustment

POWERED by
HONDA



TECHNICAL SPECIFICATIONS

Motor	HONDA GP 160 2.9 kW / 3.9 HP / 3600 rpm.
Dimensions (L/W/H)	66(125)/69/58(108) cm
Weight	55 kg

3.6 kW	41 cm	33
Power	Working width	Hammer blades

COLLECTION BAG FOR CARA 47

Item number: 1429404

Practical collection bag for the Cara 47 scarifier available separately as an accessory. Volume: 41 liter



CARA 60

Item number: 1429412

- + The specially hardened blades are extremely hard-wearing, extremely break-resistant and self-cleaning.

Hardened double tines, cushioned to protect against impact | Double edges: just turn the blades over and continue using | 25 mm blade spacing for removing moss and straw, 50 mm blade spacing for scarifying | Screw lock for depth setting can be limited | Adjustment screw for easy height adjustment

POWERED by
HONDA



TECHNICAL SPECIFICATIONS

Motor	HONDA GP 160 2.9 kW / 3.9 HP / 3600 rpm.
Dimensions (L/W/H)	70(130)/82/58(106) cm
Weight	59 kg

3.6 kW	53 cm	42
Power	Working width	Hammer blades

COLLECTION BAG FOR CARA 60

Item number: 1429405

Practical collection bag for the Cara 60 scarifier available separately as an accessory. Volume: 54 liter



CARA 60 T: PERFECT ADDITION TO RIDING MOWERS

The CARA 60 T can be used universally: It is suitable both as a machine that is pushed by hand or in combination with a tractor. Because in addition to the standard handlebar, the CARA 60 T also has a drawbar to place it behind a lawn tractor. Since the drawbar is asymmetrical, the scarifier runs laterally offset to the tractor, so scarifying can take place right up to boundaries such as walls, fences, etc.

CARA 60T

Item number: 1429414

Consists of Cara 60 (1429412) and drawbar retrofit kit (1429408)

- + The specially hardened blades are extremely hard-wearing, very break-resistant and self-cleaning.
- + Asymmetrical drawbar for borderless scarifying when hitched to a tractor.

Hardened double tines, cushioned to protect against impact | Double edges: just flip blades over and keep using | 25 mm blade spacing for removing moss and straw, 50 mm blade spacing for scarifying | Screw lock for depth setting can be limited | Adjustment screw for easy height adjustment



TECHNICAL SPECIFICATIONS

Motor	HONDA GP 160 2.9 kW / 3.9 HP / 3600 rpm.	
Dimensions (L/W/H)	132/82/97 cm	
Weight	65 kg	
3.6 kW	53 cm	42
Power	Working width	Hammer blades

POWERED by
HONDA



Height adjustment – the scarifying depth can be set precisely using the scale; optimum working depth: 2-3mm



V-belt drive – a toothed V-belt drives the blade shaft. The clutch roller is a ball-bearing type.



Motor - strong HONDA GP 160 motor.



Collecting basket – to work with the collecting basket, just lift the self-closing flap (protection against falling stones) and hang the basket.



Scarifier Cara 47

YOUR REMARC PARTNER: ALWAYS THERE FOR YOU.

Do you have questions about our Remarc products, need more details about a specific Remarc device, or want to find out more about service and dealer support? Then contact our experienced sales and consulting team. We look forward to helping you.



Andreas Bruns
Managing Director
Phone: 0491/6095 100



Jörg Kollecker
Head of Sales
Phone: 0491/6095 100
joerg.kollecker@remarc.eu



Henri Loers
Customer service
Phone: 0491/6095 124
henri.loers@remarc.eu



Sabine Grimm
Garden equipment sales
Tel. 0491/6095 115
sabine.grimm@remarc.eu



Maïke Heuermann
Marketing & customer care
Phone: 0491/6095 113
maïke.heuermann@remarc.eu



Annika Franzen
Spare parts sales
Phone: 0491/6095 117
annika.franzen@remarc.eu



Nicole Ehmen
Accounting
Phone: 0491/6095 137
nicole.ehmen@remarc.eu



Kalle
Collection
kalle@remarc.eu

For noise and vibration ratings on our Remarc units, visit our website at: www.remarc.eu



INNOVATIVE & ENVIRONMENTALLY FRIENDLY GARDEN TECHNOLOGY

DID YOU KNOW?

All people depicted in this product catalog are part of the Remarc team.



REMARC GARDEN MACHINES



**ROBUST &
DURABLE**



**EFFICIENT &
ENVIRONMENTALLY FRIENDLY**



**MADE IN GERMANY
QUALITY**



Layout: DESIGNSTUDIO Werbeagentur GmbH & Co. KG

Your Remarc dealer:

Remarc GmbH

Machine Factory

Reimersstraße 36 · D-26789 Leer

Phone: +49 (0)491.6095-0 Fax: +49 (0)491.6095-200

info@remarc.eu

www.remarc.eu

Technical data and prices subject to change
Product photos and company logo are protected by copyright. Use and distribution is not permitted.

MASCHINENFABRIK
REMARC
MADE IN GERMANY 